


**COMMISSION FOR THE SUPPORT OF VICTIMS
OF CRIME**



**SUMMARY OF 2012 EVALUATION
AND
2012 FINANCIAL REPORTS**



Section	Contents	Page
1	Categories of projects funded	3
2	Funding by sector	6
3	Cost per project	7
4	Breakdown of spending by categories of spending	8
5	Volunteer Costs and Numbers	9
6	Staff Salary costs	10
7	Volunteer and Staff Costs	10
8	Premises, overheads and other costs	11
9	Number of victims helped	12
10	Cost per victim	13
11	Number of contact meetings	13
12	Referrals	15
13	Types of crime committed	16
14	Working with other organisations	17
15	Plans to improve co-operation with other organisations funded by the Commission for the Support of Victims	17
16	Other comments	18
17	Analysis of 2011 audited accounts	19
Appendix A	Organisations funded by the Commission	21
Appendix B	Funding 2005 - 2012	22
Appendix C	Costs per sector	23
Appendix D	Summary/ Breakdown of costs	28

Commission for the Support of Victims of Crime

Summary of 2012 Evaluation and 2012 Financial Reports.

The Commission for the Support of Victims of Crime allocated €1,154,139 to 50 non-governmental organisations in 2012. See full list of funding allocated at Appendix A. The 50 funded organisations spent €1,141,336 in Commission funding in total in 2012. Small surpluses were carried over from 2011 and some organisations who did not spend the total allocated to them in 2012 carried over small surpluses into 2013.

1. Categories of projects funded

There were five categories of projects funded:

- general crime including victims of homicide, tourist victims of crime and missing persons
- domestic violence
- sexual violence
- counselling
- projects relating to children

(i) General crime projects

- Total Cost of Projects: **€447,948**
- Accounted for 39% of total funding spent
- Accounted for 10 projects
- Average cost per project €44,795
- Helped 10,674 (of which 3,869 called the Crime Victims Helpline)
- At an average cost of €42 per victim per year
- Staff salaries amounted to €228,894
- Employed the Equivalent of 6 full time staff
- 51 % of the total spent in this sector
- Had 275 volunteers working on the projects
- The costs of volunteers amounted to €82,704, 18% of the total spent in this sector
- €23,799 or 5% of the total in this sector was spent on accommodation by the funded organisations

(ii) Domestic Violence projects

- Total Cost of projects in this category: **€442,351**
- Accounted for 39% of funding spent
- Accounted for 29 projects
- Average cost per project €15,253
- Helped 3,276 victims
- At an average cost of €135 per victim per year
- Staff salaries amounted to €348,790, 79% of the total spent in this sector
- Employed the equivalent of 14 full time staff
- Had 31 volunteers working on the projects
- Volunteer costs amounted to € 4,267– 1% of the total spent in this sector
- €13,823 or 3% of the total in this sector was spent on accommodation by the funded organisations
- Twenty three of the 29 organisations operate with staff only

iii) Sexual violence projects

- Total cost of projects in this category: **€155,237**
- Accounted for 14% of funding spent
- Accounted for 4 projects (one project is the Rape Crisis Network, Ireland)
- Average cost per project €38,809
- Helped 862 victims
- At an average cost of €180 per victim per year
- Staff salaries amounted to €98,252– 63% of the total spent in this sector
- Employed the equivalent of 3 full time staff
- Had 136 volunteers working on the projects
- The costs of volunteers amounted to €3,032- 2% of the total spent in this sector
- €11,960 was spent on premises or 8% of the total in this sector
- One of these organisations operates with staff only

(iv) Counselling projects

- Total cost of projects in this category: **€59,100**
- Accounted for 5% of funding granted
- Accounted for 5 projects
- Average cost per project €11,820
- Helped 749 victims
- At an average cost of €79 per victim per year
- Staff salaries amounted to €51,800– 88% of the total spent in this sector
- Employed the equivalent of 2 full time staff member
- Had 16 volunteers working on the projects
- Volunteer costs amounted to €2,624 – 4% of the total spent in this sector
- €1,270 or 2% of the total in this sector was spent on accommodation by the funded organisations
- Three of these organisations operate with staff only

(v) Children's projects

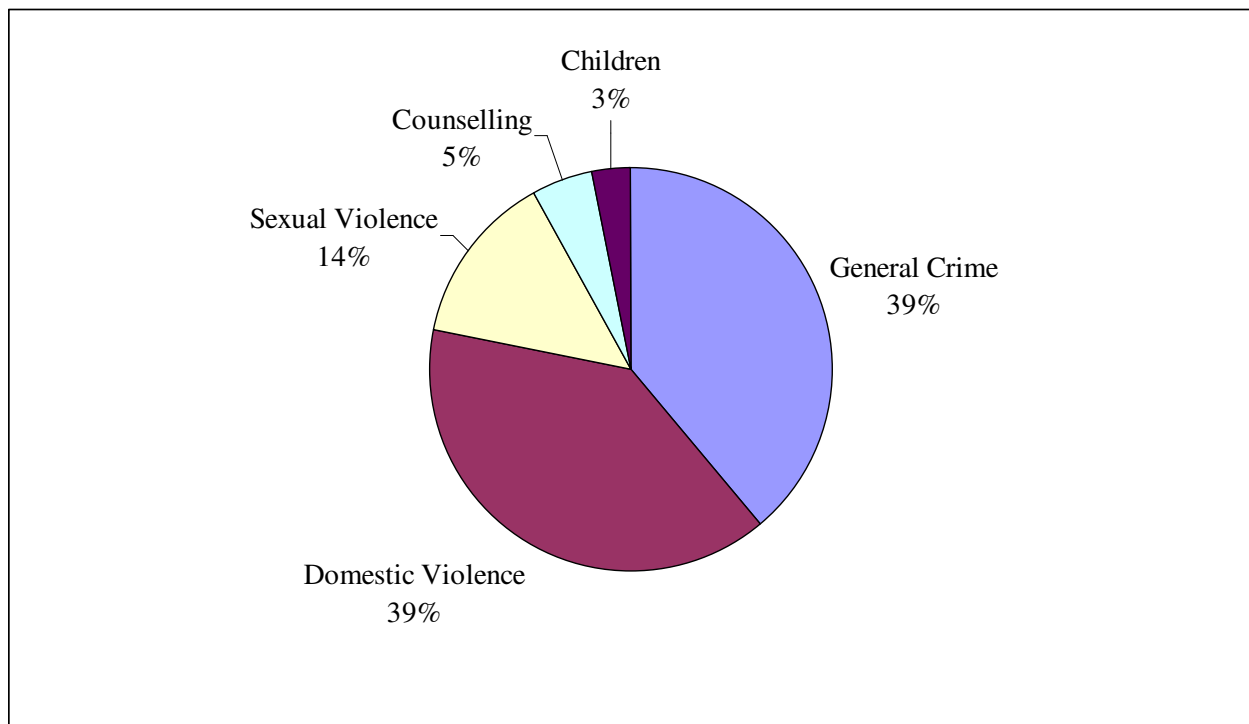
- Total Cost of Projects in this category: **€36,700**
- Accounted for 3 % of funding allocated
- Accounted for 2 projects
- Average cost per project €18,350
- Helped 76 victims (figure includes parents and siblings)
- At an average cost of €483 per victim per year
- Staff salaries amounted to €36,700– 100 % of the total spent in this sector
- Employed the equivalent of 1 full time staff member
- One organisations has 9 volunteers working on the project
- One of the organisations works with staff only

2. Funding by sector

Of the total funding spent of just over €1.141 million by non-governmental organisations, 39% went to general crime groups including homicide, tourist victims of crime and missing persons, 39% went to domestic violence groups, 14% went to sexual violence, 5% went to groups who provide counselling to victims of crime and 3% went to children's groups. For the breakdown of expenditure by sector see Appendix C.

Sector	Amount spent	% of total spent
General Crime	€447,948	39%
Domestic Violence	€442,351	39%
Sexual Violence	€155,237	14%
Counselling	€59,100	5%
Children	€36,700	3%
Total	€1,141, 336	100%

Funding



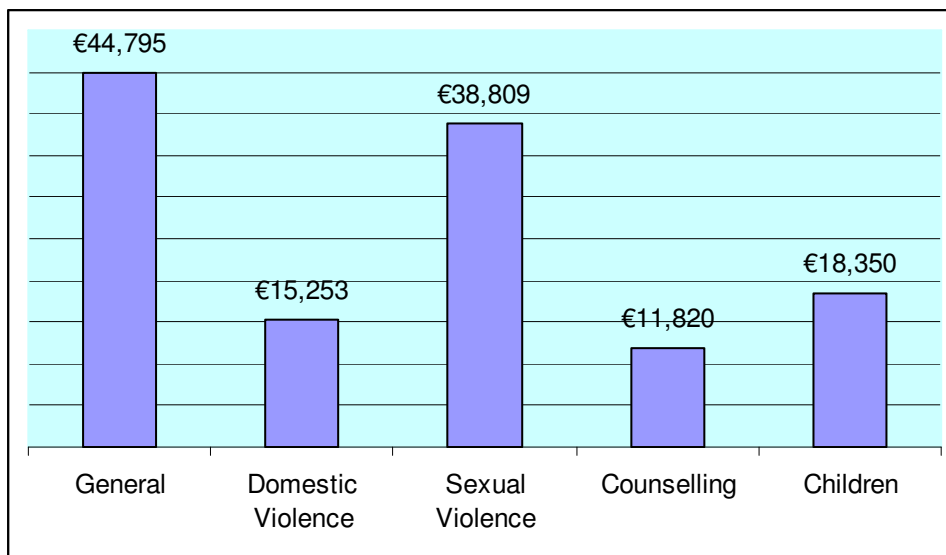
3. Cost per project

The average cost per project was €44,795 for general crime ranging from €111,000 for *Support After Crime* to €2,152 for *Victim Support (Ireland)* who received their funding late in the year. The average cost per project in the domestic violence sector was €15,253. The average cost for sexual violence projects was €38,809. *The Rape Crisis Network, Ireland* ran one project for its network of 16 centres. The average cost per project in the Counselling sector was €11,820. The two children's projects cost on average €18,350.

Cost per sector

Sector	Number of projects	Amount spent	Average cost of project
General Crime	10	€447,948	€44,795
Domestic Violence	29	€442,351	€15,253
Sexual Violence	4	€155,237	€38,809
Counselling	5	€59,100	€11,820
Children	2	€36,700	€18,350
Total	50	€1,141, 336	€22,887

Average cost per sector



4. Breakdown of spending by categories of spending

The categories of expenditure recorded (with overall average percentage in brackets) were: staff costs €764,436 (67%), staff expenses €2,258 (0.2%) volunteer costs €92,896 (8%), premises €50,852 (4.5%), overheads €88,540 (7.8%) and other costs €145,174 (12.5%).

	Staff Costs	Staff Expenses	Volunteer costs	Premises cost	Overheads	Other Costs	Total
Total	€764,436	€2,258	€92,896	€50,852	€88,540	€142,354	€1,141,336
% of total	67%	0.2%	8%	4.5%	7.8%	12.5%	100%

Spending by category

% of total cost in each sector						
Sector	Staff Costs	Volunteer Costs	Staff Expenses	Premises cost	Overheads	Other Costs
General	51%	18%	0%	5%	12%	13%
Domestic Violence	79%	1%	0.4%	3%	6%	11%
Sexual violence	63%	2%	0%	8%	4%	23%
Counselling	88%	4%	0%	2%	3%	3%
Children	100%	0%	0%	0%	0%	0%

5. Volunteers Costs and Numbers

There are a total of **467 volunteers** of which 275 are in the general crime area, 31 in the domestic violence sector and 136 in the sexual violence sector with 16 in the counselling sector and 9 in the organisations working with children. The largest number of volunteers is in the Rape Crisis Network (83) with the Federation for Victims Assistance coming in second with 82. The Dublin Rape Crisis Centre also use a large number of Volunteers (48).

Numbers of Volunteers				
Sector	No. of Projects	No. of volunteers	No. of projects which use volunteers	No. of projects which use staff only
General	10	275	10	0
Domestic Violence	29	31	7	22
Sexual violence	4	136	3	1
Counselling	5	16	1	4
Children	2	9	1	1
	50	467	22	28

The total cost of volunteers is **€92,897** 8% of the total spent by the funded organisations. The highest costs were in the general crime sector at €82,704 or on average €301 per volunteer, domestic violence following at €4,267, costing €138 on average per volunteer. Costs in the sexual violence sector were €3,302, the average cost per volunteer being €24. Volunteer costs in the counselling sector are very low at €2,624 with the average cost per volunteer being €169. No Commission funding was used to pay volunteers in the children sector.

Volunteers Costs				
Sector	Volunteers Costs	% of total cost of volunteers in each sector	No. of volunteers	Average cost of volunteers
General	€82,704	18%	275	€301
Domestic Violence	€4,267	1%	31	€138
Sexual Violence	€3,302	2%	136	€24
Counselling	€2,624	4%	16	€169
Children	€ 0	0%	9	0
Total	€92,897	8%	467	€202

6. Staff Salary Costs

Staff costs amounted to €764,436 or 67% of the total spent by organisations. This is the highest cost in providing these services. There is the equivalent of 26 full time staff working for this amount at an average cost of €30,347 per full time equivalent. The greatest number of staff is in the Domestic Violence Sector where they employ the equivalent of 14 full time staff with the assistance of the funding received from the Commission. As a result staff costs are highest in the Domestic Violence Sector at €348,790. Total staff costs are lowest in the Children sector at €36,700

Sector	Staff salary costs	% of total cost of this sector	Full time equivalent
General	€228,894	51%	6
Domestic Violence	€348,790	79%	14
Sexual	€98,252	63%	3
Counselling	€51,800	88%	2
Children	€36,700	100%	1
	€764,436	67%	26

7. Volunteer and Staff costs

Volunteers and staff combined cost € 857,333 (75% of total expenditure).

Volunteer and Staff costs					
Sector	Total costs	Volunteer costs	Staff Costs	Costs volunteers plus staff	% of total spent in the sector
General	€447,948	€82,704	€228,894	€311,598	70%
Domestic Violence	€442,351	€4,267	€348,790	€353,057	80%
Sexual Violence	€155,237	€3,302	€98,252	€101,554	65%
Counselling	€59,100	€2,624	€51,800	€54,424	92%
Children	€36,700	€ 0	€36,700	€36,700	100%
Total	€1,144, 336	€92,877	€764,436	€857,333	75%

8. Premises, overheads and other costs

The overall expenditure on premises, overheads and other costs amounted to €281,745 or 25% of the total spent by the funded organisations. The figures for the individual sectors are: general €135,969 (30%), domestic violence €87,416 (20%), sexual violence €53,683 (35%) and counselling €4,676 (8%).

	Premises cost	Overheads	Other Costs	Total	Total Sector Costs	% of total cost
General	€23,799	€54,636	€57,534	€135,969	€447,948	30%
Domestic Violence	€13,823	€25,277	€48,317	€87,416	€442,351	20%
Sexual violence	€11,960	€6,786	€34,937	€53,683	€155,237	35%
Counselling	€1,270	€1,840	€1,566	€4,676	€59,100	8%
Children		€0	€0	€0	€36,700	0
Total	€50,852	€88,539	€142,354	€281,744	€1,144,336	25%

% of Total Sector Costs

	% of total sector costs premises	% of total sector costs overheads	% of total sector costs other costs
General	5%	12%	13%
Domestic Violence	3%	6%	11%
Sexual violence	8%	4%	23%
Counselling	2%	3%	3%
Children	0%	0%	0%
Total	4%	8%	12%

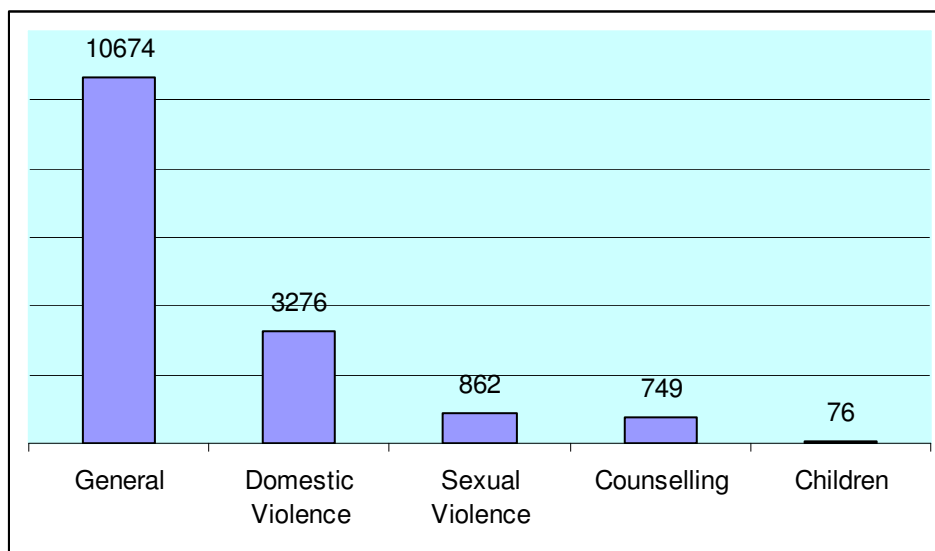
9. Number of victims helped

A total of **15,637 victims** were assisted by 50 organisations. 10,674 were victims of general crime, (3,869) were assisted by the Crime Victims Helpline). 3,276 victims of domestic violence and 862 victims of sexual abuse were assisted. Counselling was provided to 749 victims of crime while 76 children and their families who were victims of crime were assisted by organisations funded by the Commission for the Support of Victims of Crime.

Numbers of victims helped	
Sector	Nos. helped
General	*10,674
Domestic Violence	3,276
Sexual violence	862
Counselling	749
Children	**76
Total	15,637

* Includes calls to the Crime Victims Helpline

**This includes child victims' family members who were assisted



10. Cost per victim

The average cost per victim in the general crime sector was €42. The low cost is accounted for by the low cost of assisting each victim who calls the Crime Victim Helpline which accounts for 3,869 of those assisted in this category. The cost per victim in the domestic violence and sexual violence sectors was €135 and €180 respectively. The counselling sector cost €79 per client and the cost per victim in the children sector was €483. The average cost per victim was €73

Average cost per victims		
Sector	Nos. helped	Average cost per victim
General	10,674	€42
Domestic Violence	3,276	€135
Sexual violence	862	€180
Counselling	749	€79
Children	76	€483
Total	15,637	€73

11. Number of contact meetings

Forty one organisations were able to respond to this question. There were **30,570 contact meetings**. This number is an estimate for a number of organisations, including organisations with significant numbers of victims and contacts. The number includes in some case phone contacts. The number of contacts for each of the sectors (with the percentage of the total in brackets) are general 7,270 (24%), domestic violence 17,001 (56%), sexual violence 2,031(7%), counselling 3,823 (13%) and children's services 445 (1%).

The average number of contacts per victim for organisations varies from sector to sector, but overall victims were contacted or met twice on average.

In the general crime area, where we accounted for five organisations the average varied from one contact per victim to four contacts per victim. This sector is dominated by the Crime Victims Helpline where it has been assumed that each call is from a separate victim and was counted as one contact per victim.

In the domestic violence sector where 27 organisations could provide figures they had an average of 5 contacts per victim for court accompaniment.

The three organisations which could provide figures in the sexual violence sector have on average 4 contacts per victim.

Four of the counselling organisations met clients on average 5 times last year. In the children's area the average number of contacts per victim is 6.

Number of contact meetings				
Sector (No. of organisations)	Nos. Helped-orgs who supplied contacts	No. of contact meetings	contacts % of total	Average no. of contacts
General (5)	6,894	7,270	24%	1
Domestic Violence (27)	3,276	17,001	56%	5
Sexual Violence (3)	507	2,031	7%	2
Counselling (4)	612	3,823	13%	5
Children (2)	76	445	1%	6
Total (41)	11,365	30,570	100%	3

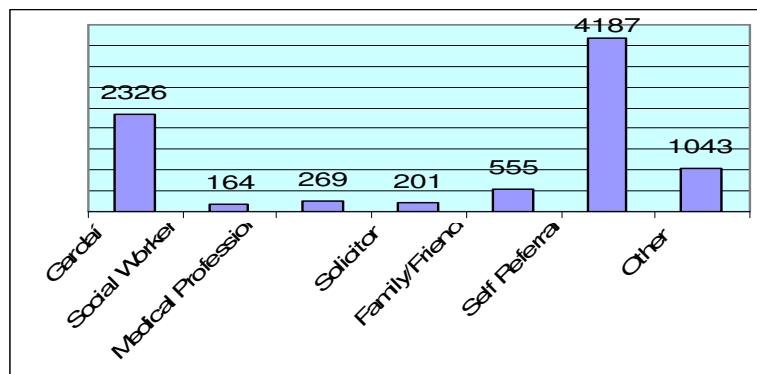
12. Referrals

Thirty seven of the funded organisations were able to respond to this question, the others said the figures were not available.

Out of the 15,637 victims helped we received the source of referrals in respect of 8,745 victims (56% of the total assisted).

Of these, 4,187 (48%) were self referrals and 2,326 (27%) were referred by the Gardaí. Social Workers referred 164 (2%), 269 (3%) were referred by medical practitioners, 555(6%) were referred by a family or friend, and 1,043(12%) by others. 201 (2%) were referred by solicitors/Office of the Director of Public of Prosecutions. 100 of these were referred to Victim Support at Court by the Office of the Director of Public Prosecutions.

Self Referral	Gardaí	Family/Friend	Social Worker	Medical Profession	Solicitor	Other
4,187 48%	2,326 27%	555 6%	164 2%	269 3%	201 2%	1,043 12%



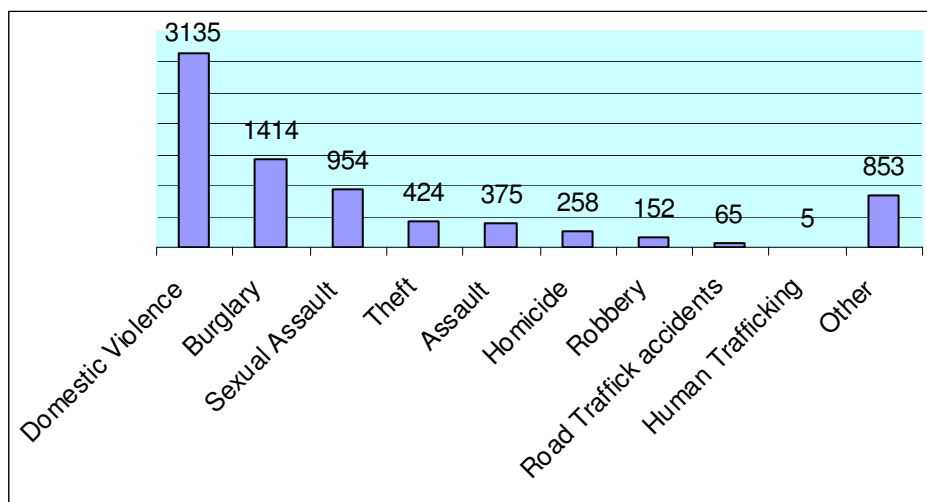
13. Types of crime committed

In 2012, 7,635 incidents of crime were documented in the returns submitted by 30 organisations.

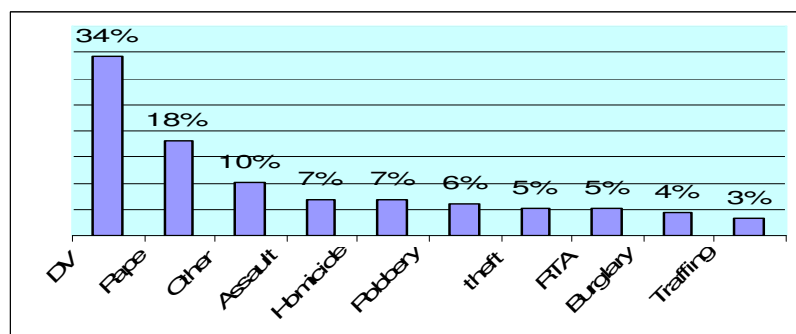
3,135 (40% of the total) incidents of domestic violence were dealt with by organisations funded by the Commission. Burglary was the next highest with 1,414 (19%) cases. 954 (12%) of sexual violence cases were recorded. Theft cases were the next highest category of crime dealt with by the organisations funded by the Commission at 424(6%), followed by assault at 375(5%) Homicide cases accounted for 258 (3%). 5 cases of human trafficking were dealt with. 853(11%) other types of crime which included fraud were recorded.

Types of Crime Committed

Domestic Violence	Burglary	Rape/Sexual assault	Theft	Assault (other than DV)	Homicide/Manslaughter/Death from dangerous driving	Robbery	RTA	Trafficking	Other
3,135	1,414	954	424	375	258	152	65	5	853
40%	19%	12%	6%	5%	3%	3%	1%	0%	11%



While not all organisations could provide exact statistics of the crimes committed, the following is the % of the total of types of crimes reported to the organisations.



14. Working with other organisations

A total of forty three (86%) organisations of the 50 funded organisations say they work with the Gardaí. Thirty nine (78%) of the organisations work with the Courts. Twenty one (42%) work with other criminal justice agencies. Thirty six (72%) work with the Health Service Executive (HSE), twenty two of them being in the domestic violence sector.

Twenty (40%) work with other state bodies. Other state bodies included COSC, the Family Support Agency (FSA), the Office of the Minister for Children, Local Authorities, Restorative Justice and the Legal Aid Board. Twenty six (52%) of the funded organisations say they work with other organisations. These included local and community groups, St. Vincent De Paul, Safe Ireland, Citizens Advice Services, FLAC, Rotary Clubs.

Twenty seven (54%) of the organisations say they work with the other organisations funded by the Commission. 10 (20%) of the funded organisations say they work with the Crime Victims Helpline, the majority of them being in the general crime area.

15. Plans to improve co-operation with organisations funded by the Commission for the Support of Victims of Crime

All of the organisations continued to liaise and co-operate with other organisations funded by the Commission to ensure the best service was provide to victims. The funded organisations are happy to share their experiences and expertise with other funded groups. In this regard, they find the Consultative Forum organised by the Commission is beneficial in making contacts and building relationships. It also gives the organisations the opportunity to share good practice and explore how co-operation between them can be improved. Developments in relation to progress made in this area by the funded organisation are reported at each meeting of the Forum.

Many of the Domestic Violence organisations work with organisations under the aegis of *Safe Ireland* to agree an established standard of service provision for all domestic violence services. One of the organisations felt the issue of court accompaniment needs to be discussed at a national level and intended to bring it forward to *Safe Ireland*. Many of them provided support and court accompaniment to clients of other services should they need to travel to their area.

Some of the organisations share their resources in relation to the provision of training for their members and awareness raising. CARI will attend the Rape Crisis Network's Victim Impact Statement training day and the Women's Therapy Centre provides an annual workshop for the Crime Victims Helpline's volunteers. CARI, One in Four, Victim Support at Court, the Dublin Rape Crisis Network and the Rape Crisis Network are completing a group information leaflet.

Representatives of Dublin Rape Crisis Centre's volunteer service attended meetings in relation to court accompaniment in 2012 with other Commission funded agencies to improve co-operation so as to ensure a more effective service for victims attending court.

The following groups work in partnership with related organisations in their areas.

Domestic Violence Response collaborates with Cope Galway and the Galway Rape Crisis centre to highlight issues of violence against women. They also collaborate with Mayo Women's Support in developing a comprehensive response to Parenting in the aftermath of domestic violence.

Domestic Violence Advocacy Service, Sligo work jointly with Mayo Rape Crisis Centre and other organisations to seek a response to sexual harassment against women and girls.

Clare Haven Services are members of a legal sub-group of the Mid Western Regional Advisory Committee on violence against women. The group comprises refuges/women's support services in the region, representatives of the Gardaí, the Court Service, Probation Service and Health Service Executive.

The Dublin Rape Crisis Centre, One in Four, Barnardos and the Children's Rights Alliance worked with the ISPC and a number of organisations to promote and protect the welfare of children under the banner "Saving Childhood". The Dublin Rape Crisis Centre along with One in Four, CARI, and the Women's Therapy Centre have attended regular meetings with the National Counselling Service, Towards Healing and Connect helpline to discuss clinical issues.

16. Other comments

A number of the organisations thanked the Commission for their continued support. It allowed them to maintain optimum support to the women with whom they work. Furthermore the Consultative Forum, the Garda Crime Victims Forum and the Courts Service User Forum provided invaluable opportunities to inform them in their work and to provide a space to discuss the issues that impact on any victim's capacity to achieve justice for themselves. They also appreciate the Forum's role in encouraging inter-agency co-operation.

Changes in the Domestic Violence Act in 2011 have resulted in more women seeking legal recourse. While there has been an increase in the numbers availing of the services, reductions in funding from all sources means many of the organisations have to continually review their services to make the most effective use of resources. However, knowing their funding early in the year allows them plan ahead.

Women's Aid Dublin pointed out that there is still no effective challenge to the perpetrators, the extremely low amount of cases in the criminal courts in 2012 reflects this. They find they are spending more and more time advocating on behalf of women, the majority of their advocating is regarding legal issues and housing. Their 1994 Study of the prevalence of Domestic Violence *Making the Links* found that the main reason women do not leave their partner is because they have nowhere to go.

The Rape Crisis Network were happy to report that there is a clear and most welcome upward trend of their clients reporting to the Gardaí. They feel that a major reason for this has been the availability of a cadre of confident, well trained and well-informed specialised volunteers for the vital role of accompaniment.

While general crime services have expanded in recent years, it is acknowledged that there are still gaps in the services. The Commission is of the view that there is a need for provision of basic support services to all victims of crime, regardless of where they live. Feedback from clients has shown that the court accompaniment service is invaluable.

17. Analysis of 2011 Audited Accounts

Analysis of 2011 Audited Accounts Received

Category (No. of projects)	Total Income, 2011	CSVc funding 2011	% Commission funding
General (9)	€582,091	€460,500	79%
Domestic Violence (25)	€22,291,084	€446,348	2%
Sexual (4)	€3,965,427	€159,400	4%
Counselling (5)	€1,573,926	€61,800	4%
Children (2)	€24,872,685	€38,500	0.15%
Total (45)	€53,285,213	€1,166,548	2%

Category	Total Expenditure, 2011	Reserves	Reserves in weeks
General (9)	€624,110	€151,740	13
Domestic Violence (25)	€22,019,717	€5,953,912	14
Sexual (4)	€3,864,511	€1,316,154	18
Counselling (5)	€1,546,577	€677,354	23
Children (2)	€26,417,835	€7,102,885	14
Total (45)	€54,472,750	€15,202,045	14

17.1 Commission funding as % of funded organisations funding

An analysis of 2011 audited accounts of 45 funded organisations in 2011 shows that the Commission allocation to organisations in 2011 accounted for 2% of the total funding of those organisations. However, this overall figure was the subject of significant variation. Commission funding accounted for 79% in the *General Sector*. In this sector five of the eight organisations were funded 90% and over by the Commission, while two were funded less than 40%.

Commission funding accounted for only 2% of funding for the 25 organisations in the *Domestic Violence Sector*. In six of the organisations Commission funding accounted for 10% or more. In one of those six organisations it accounted for 23% of their overall funding.

Commission funding accounted for 4% of funding to the four organisations in the *Sexual Violence Sector*. In one case it amounted to only 1% of their funding.

Commission funding accounted for 4% of the funding to the 5 organisations in the *Counselling Sector*.

Commission funding accounted for 0.15% of the funding of the two organisations in the *Children Sector*.

17.2 Reserves held by funded organisations

Reserves expressed in weeks, which shows the number of weeks expenditure reserves would cover, reveals that overall organisations at the end of the 2011 accounting period had reserves to cover 14 weeks of activity. This is about three months cover. However, there is great variance in this figure.

42 of the organisations held reserves at the end of 2011 accounting period. Three of the organisations had no reserves and were showing deficits at the end of 2011. Gross amounts of reserves ranged from €2,397 or one week's cover for the Federation for Victim Assistance to €7,007,000 or 14 weeks cover for Barnardos.

The *General Sector* had 13 weeks of reserves. One organisation had reserves of 180 weeks, almost three and a half years.

The *Domestic Violence Sector* had 14 weeks of reserves. Nine organisations had 20 or more weeks reserves, 7 organisations had 10 to 19 weeks cover, 3 had 5 to 9 weeks cover, 5 had 1-4 weeks cover, with one organisation having a deficit.

The *Sexual Violence Sector* had 18 weeks of reserves. One organisation had one weeks reserves while another had 32 weeks reserves. (*Dublin Rape Crisis Centre*)

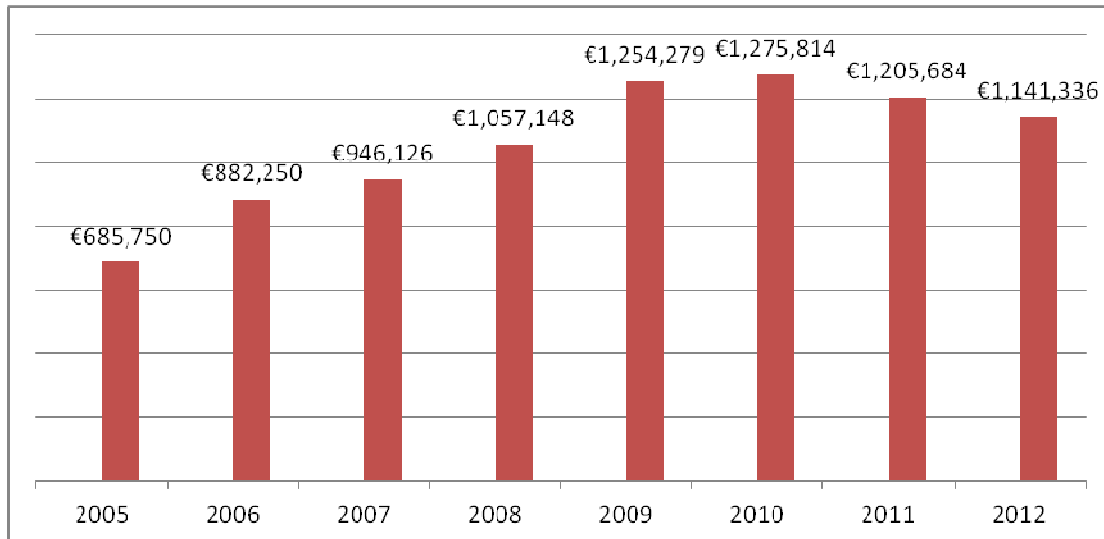
The *Counselling Sector* had 23 weeks cover in their reserves.

The *Children Sector* had 14 weeks in reserves.

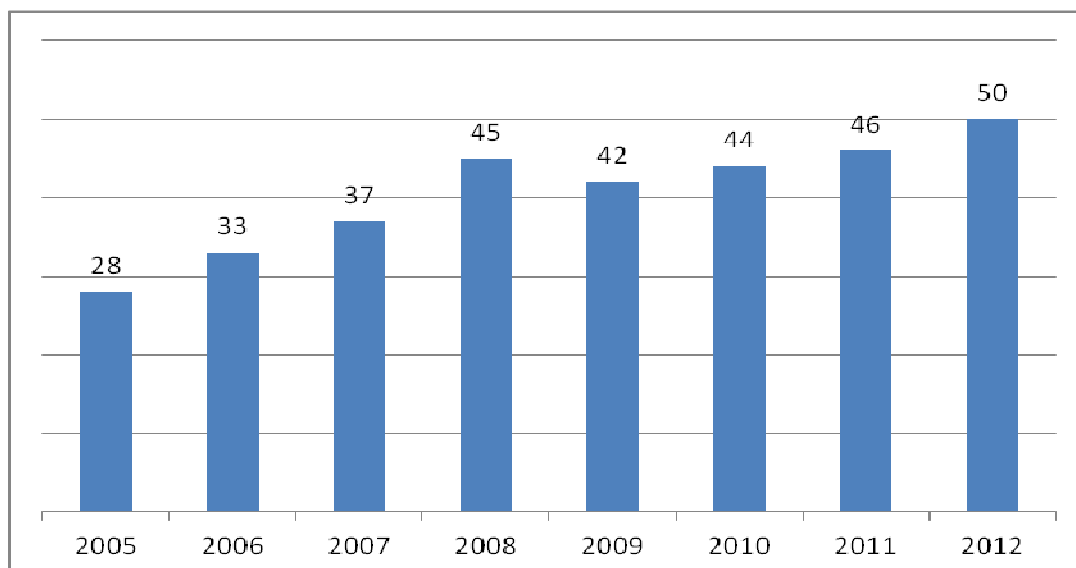
Organisations funded by the Commission

	Organisation	Total Allocated	Total Spent
1	Adapt (Kerry)	€21,500	€21,500
2	Adapt (Limerick)	€41,000	€41,000
3	AdVIC	€22,000	€22,000
4	Amen	€11,360	€7,960
5	Ascend	€12,900	€12,000
6	Barnados	€22,500	€22,500
7	Beacon of Light Counselling Centre	€14,300	€14,300
8	CARI	€14,200	€14,200
9	Carlow Women's Aid	€16,000	€16,000
10	Clare Haven Services	€10,500	€10,500
11	Cope Galway	€2,200	€2,314
12	Crime Victims Helpline	€67,239	€69,500
13	Cuan Saor Women's Refuge Ltd.	€18,500	€18,500
14	Domestic Violence (Advocacy Service)	€7,600	€7,600
15	Domestic Violence Response	€13,500	€13,500
16	Donegal Domestic Violence Service	€14,300	€14,300
17	Drogheda Women's Refuge	€9,500	€9,500
18	Dublin Rape Crisis Centre	€19,000	€19,000
19	Dublin 12 Domestic Violence Service	€3,000	€3,000
20	Dundalk Counselling Service	€19,000	€19,000
21	Families, Fathers and Friends	€2,400	€2,400
22	Federation for Victim Assistance	€85,300	€85,300
23	Irish Tourist Assistance Service	€42,500	€42,500
24	Laois Domestic Abuse Service	€11,200	€11,200
25	Le Chéile Restorative Justice Project,	€5,000	€5,000
26	Letterkenny Women's Centre (Counselling)	€4,800	€4,800
27	Lifeline (Inishowen) Women's Outreach	€1,000	205
28	Living Life Voluntary Counselling Centre	€12,400	€12,400
29	Longford Women's Link	€21,000	€21,000
30	Mayo Women's Support Service	€23,000	€23,000
31	Meath Women's Refuge	€25,000	€25,000
32	Missing in Ireland Support Services	€8,600	€8,600
33	Mna Feasa	€23,000	€23,000
34	Oasis	€7,000	€7,000
35	Offaly Women in Crisis	€8,600	€8,600
36	One in Four	€70,500	€70,500
37	Rape Crisis Network	€46,500	€43,737
38	Roscommon Safe Link	€16,000	€16,000
39	Saoirse Housing Association	€12,900	€12,900
40	Sexual Violence Centre, Cork	€22,000	€22,000
41	Support After Crime Services	€111,000	€111,000
42	Support After Homicide	€47,500	€47,500
43	Tearmann Housing Association	€13,800	€13,800
44	Victim Support	€5,200	€2,152
45	Victim Support at Court (formerly Court Support Service)	€55,440	€54,396
46	Westmeath Support Service against Domestic Abuse	€14,200	€14,200
47	Women's Aid Dublin	€75,000	€75,000
48	Women's Aid Dundalk	€13,800	€11,040
49	Women's Therapy Centre	€8,600	€8,600
50	You are not Alone	€800	€332
	Total	€1,154,139	€1,141,336

Funding 2005 – 2012



Numbers of organisations funded since 2005

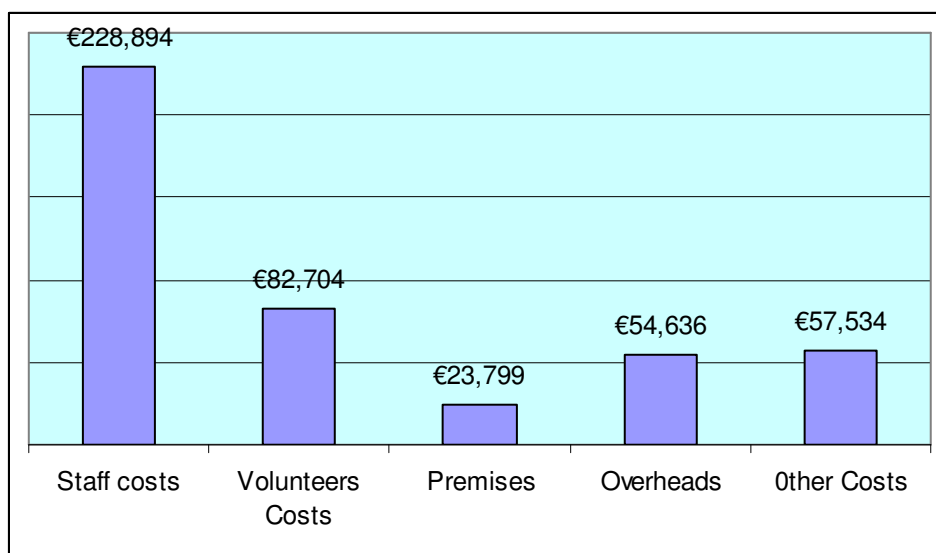


Costs per sector

General Crime

AdVIC	€22,000
Crime Victims Helpline	€69,500
Federation for Victim Assistance	€85,300
Irish Tourist Assistance Service	€42,500
Le Cheile	€5,000
Missing in Ireland Support Services	€8,600
Support After Crime	€111,000
Support After Homicide	€47,500
Victim Support	€2,152
Victim Support at court	€54,396
	€447,948

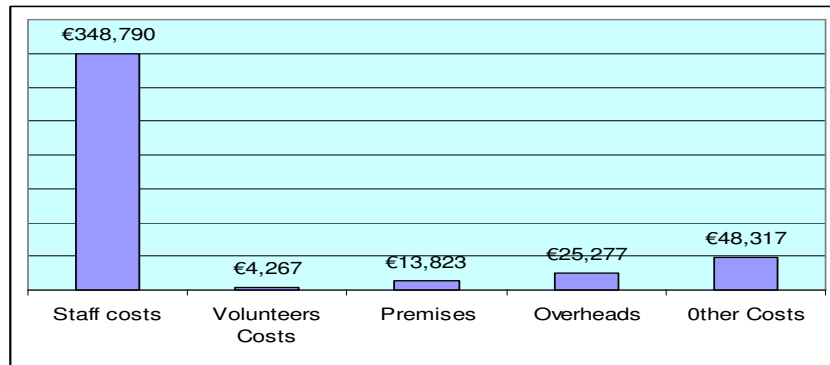
Staff Costs	Volunteer costs	Staff Expenses	Premises cost	Overheads	Other Costs	Total
€228,894	€82,704	€380	€23,799	€54,636	€57,534	€447,948



Domestic Violence

Organisation	Funding
Adapt (Kerry)	€21,500
Adapt (Limerick)	€41,000
Amen	€7,960
Ascend	€12,000
Carlow Women's Aid	€16,000
Clare Haven Services	€10,500
Cope Galway	€2,314
Cuan Saor Women's Refuge Ltd.	€18,500
Domestic Violence (Advocacy Service)	€7,600
Domestic Violence Response	€13,500
Donegal Domestic Violence Service	€14,300
Drogheda Women's Refuge	€9,500
Dublin 12 Domestic Violence Centre	€3,000
Families, Fathers and Friends	€2,400
Lifeline (Innishowen) Womens Refuge	€205
Laois Domestic Abuse Service	€11,200
Longford Women's Link	€21,000
Mayo Women's Support Service	€23,000
Meath Women's Refuge	€25,000
Mna Feasa	€23,000
Oasis	€7,000
Offaly Domestic Violence Support Service	€8,600
Roscommon Safe Link	€16,000
Saoirse Housing Association	€12,900
Tearmann Housing Association	€13,800
Westmeath Support Service against Domestic Abuse	€14,200
Women's Aid Dublin	€75,000
Women's Aid Dundalk	€11,040
You are not alone	€332
	€442,351

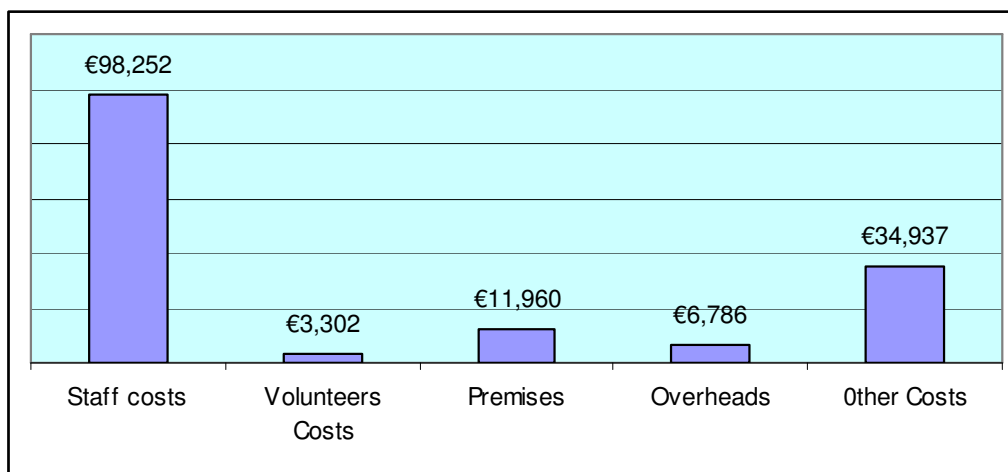
Staff Costs	Volunteer costs	Staff Expenses	Premises cost	Overheads	Other Costs	Total
€348,790	€4,267	€1,878	€13,823	€25,277	€48,317	€442,351



Sexual Violence

Organsation	Funding
Dublin Rape Crisis Centre	€19,000
One in Four	€70,500
Rape Crisis Network	€43,737
Sexual Violence Centre	€22,000
	€155,237

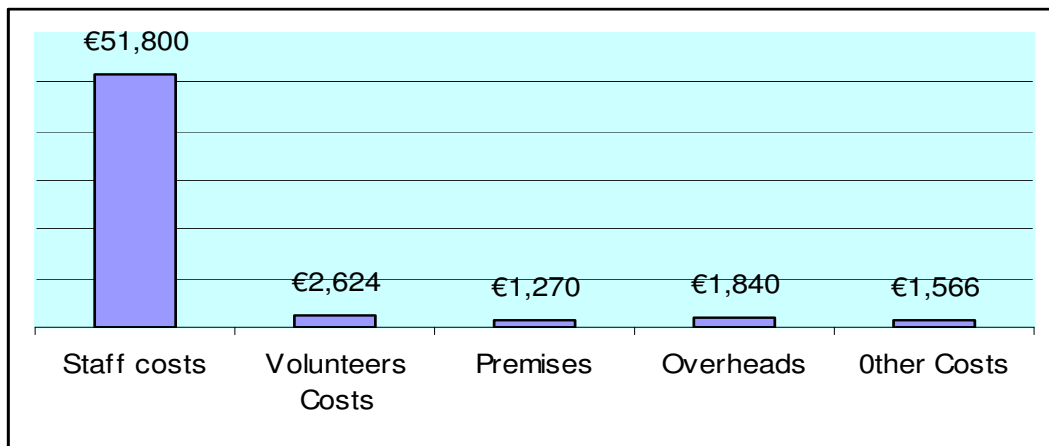
Staff Costs	Volunte er costs	Staff Expens es	Premise s cost	Overhead s	Other Costs	Total
€98,252	€3,302	€0	€11,960	€6,786	€34,937	€155,237



Counselling

Organisation	Funding
Beacon of Light Counselling Centre	€14,300
Dundalk Counselling Service	€19,000
Letterkenny Women's Centre (Counselling)	€4,800
Living Life Voluntary Counselling Centre	€12,400
Womens Therapy Centre	€8,600
	€59,100

Staff Costs	Volunteer costs	Staff Expenses	Premises cost	Overheads	Other Costs	Total
€51,800	€2,624	€0	€1,270	€1,840	€1,566	€59,100



Children

Organisation	Funding
Barnardos	€22,500
CARI	€14,200
	€36,700

Staff Costs	Volunteer costs	Staff Expenses	Premises cost	Overheads	Other Costs	Total
€36,700	€0	€0	€0	€0	€0	€36,700

Summary/Breakdown of Costs

	Staff Costs	Volunteer costs	Staff Expenses	Premises cost	Overheads	Other Costs	Total
General	€228,894	€82,704	€380	€23,799	€54,636	€57,534	€447,948
Domestic Violence	€348,790	€4,267	€1,878	€13,823	€25,277	€48,317	€442,351
Sexual Violence	€98,252	€3,302	€0	€11,960	€6,786	€34,937	€155,237
Counselling	€51,800	€2,624	€0	€1,270	€1,840	€1,566	€59,100
Children	€36,700	€0	€0	€0	€0	€0	€36,700
	€764,436	€92,896	€2,258	€50,852	€88,540	€142,354	€1,141,336
% of total	67%	8%		4%	8%	12%	

